



GOOD NIGHT, DUDE PERFECT




ACTIVITY GUIDE

OVERTIME




COUNTING

BASKETBALLS




WATER BOTTLES



PANDAS

SOCCER BALLS





WORD SEARCH

G	B	I	E	O	Q	D	U	D	E	P	C
J	F	F	T	A	L	L	G	U	Y	A	O
N	J	J	W	G	E	Z	B	M	S	N	O
B	O	V	E	R	T	I	M	E	C	D	L
B	E	A	R	D	E	D	G	U	Y	A	H
V	K	F	Y	T	W	I	N	T	W	O	C
P	U	R	P	L	E	H	O	S	E	R	A
I	F	Q	T	W	I	N	O	N	E	P	O

DUDE

TALL GUY

OVERTIME

PURPLE HOSER

COOL

PANDA

BEARDED GUY

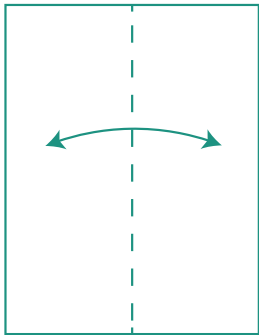
TWIN ONE

TWIN TWO

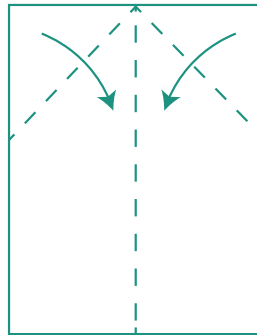


PAPER AIRPLANE

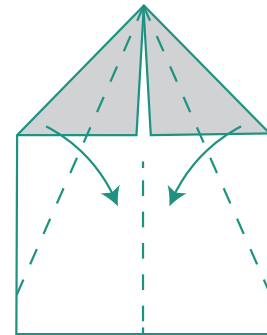
Print out the Good Night Dude Perect airplane graphic on regular printer paper. Use the dotted lines on the instructions to help guide you with the folds.



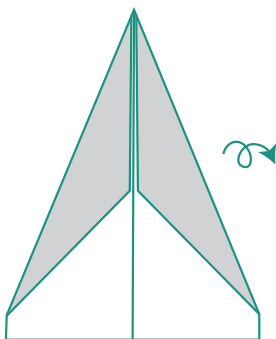
1. Start with the blank side up. Fold in half and unfold.



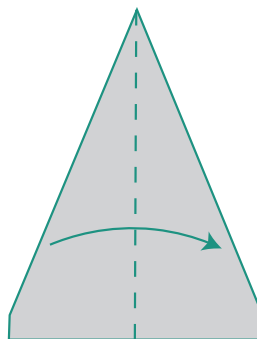
2. Fold the left and right corner to the center.




3. Fold the left and right corners to the center.



4. Turn it over.



5. Fold in half.



6. Fold the top layer toward the left side.



7. Turn it over.



8. Fold the remaining layer toward the right side.



9. Open to reveal the airplane.



GOOD NIGHT, DUDE PERFECT

GOOD NIGHT, DUDE PERFECT

DUDE PERFECT


DUDE PERFECT
