

HOW TO PROCLAIM TRUTH  
AND RELEVANCE AT THE SAME TIME

# TOPICAL PREACHING IN A COMPLEX WORLD

SAM CHAN  
MALCOLM GILL



A PDF COMPANION TO THE AUDIOBOOK

ZONDERVAN ACADEMIC

*Topical Preaching in a Complex World*

Copyright © 2021 by Sam Chan and Malcolm Gill

Requests for information should be addressed to:

*Zondervan, 3900 Sparks Dr. SE, Grand Rapids, Michigan 49546*

Zondervan titles may be purchased in bulk for educational, business, fundraising, or sales promotional use. For information, please email [SpecialMarkets@Zondervan.com](mailto:SpecialMarkets@Zondervan.com).

ISBN 978-0-310-10887-0 (hardcover)

ISBN 978-0-310-10890-0 (softcover)

ISBN 978-0-310-10888-7 (ebook)

ISBN 978-0-310-13904-1 (audio)

All Scripture quotations, unless otherwise indicated, are taken from The Holy Bible, New International Version®, NIV®. Copyright © 1973, 1978, 1984, 2011 by Biblica, Inc.® Used by permission of Zondervan. All rights reserved worldwide. [www.Zondervan.com](http://www.Zondervan.com). The “NIV” and “New International Version” are trademarks registered in the United States Patent and Trademark Office by Biblica, Inc.®

Any internet addresses (websites, blogs, etc.) and telephone numbers in this book are offered as a resource. They are not intended in any way to be or imply an endorsement by Zondervan, nor does Zondervan vouch for the content of these sites and numbers for the life of this book.

All rights reserved. No part of this publication may be reproduced, stored in a retrieval system, or transmitted in any form or by any means—electronic, mechanical, photocopy, recording, or any other—except for brief quotations in printed reviews, without the prior permission of the publisher.

*Cover design: LUCAS Art & Design, Jenison, MI*

*Cover image: John Lucas*

*Interior design: Kait Lamphere*

*Printed in the United States of America*

---

21 22 23 24 25 26 27 28 29 30 31 /LSC/ 15 14 13 12 11 10 9 8 7 6 5 4 3 2 1



## CHAPTER 1

# EMBRACING THE TOPICAL SERMON

Figure 1

### EXPOSITORY PREACHING

*Biblical Wisdom*

What does the Bible say  
in this passage?



*Relevance*

How does this apply to  
areas of everyday life?

### TOPICAL PREACHING

*Relevance*

A topic of everyday life



*Biblical Wisdom*

How does the Bible  
inform the way I should  
think about this topic?



## CHAPTER 2

# HOW TO APPROACH A TOPIC

The T-Spectrum

	T1	T2	T3	T4
The Place of Christ	Christ opposes your topic.	Christ replaces your topic.	Christ fulfills your topic.	Christ affirms your topic.
The Message	"This topic is evil, and you must reject it to follow Christ."	"This topic is a false god, and you should replace it with Christ."	"This topic is heading in the right direction, but it's Christ that you're looking for."	"This topic belongs under the headship of Christ."
The Preacher's Aim	The preacher speaks against the topic.	The preacher undermines the topic.	The preacher repurposes the topic.	The preacher places the topic under the headship of Christ.
The Audience	People who adhere to this topic are guilty of transgressing God's laws.	People who adhere to this topic are guilty of idolatry.	People who adhere to this topic are desiring Jesus but in a broken way.	People, redeemed by Christ, enjoy the topic under Christ's headship.
Application	"You must repent and submit to Christ instead."	"You must replace this topic with Christ in your life."	"Christ fulfills the God-given, right desire you were looking to satisfy in this topic."	"Worship Jesus and enjoy this topic."

	T1	T2	T3	T4
<b>Model</b>	Jesus clearing the temple with a whip	Jesus speaking to the rich young ruler	Jesus speaking to the Samaritan woman; Paul speaking to the Athenians	Jesus speaking to the leper
<b>Example in the Bible: Money</b>	"No one can serve two masters. . . . You cannot serve both God and money" (Matt. 6:24).	"You still lack one thing. Sell everything you have and give to the poor, and you will have treasure in heaven. Then come, follow me" (Luke 18:22).	"Zacchaeus stood up and said to the Lord, 'Look, Lord! Here and now I give half of my possessions to the poor'" (Luke 19:8).	"The man who had received five bags of gold brought the other five. 'Master,' he said, 'you entrusted me with five bags of gold. See, I have gained five more'" (Matt. 25:20).
<b>Salvation—Historical Stage</b>	The fall	The fall	Creation	Redemption and consummation
<b>Wisdom Literature Metaphor</b>	"Fools," "mockers," "simple," "sluggard" (Prov. 1:22, 32; 6:6, 9)	"Meaningless, a chasing after the wind" (Eccl. 1:14)	"Eternity in the human heart" (Eccl. 3:11)	"Fear of the LORD" (Prov. 1:7; Eccl. 3:14)

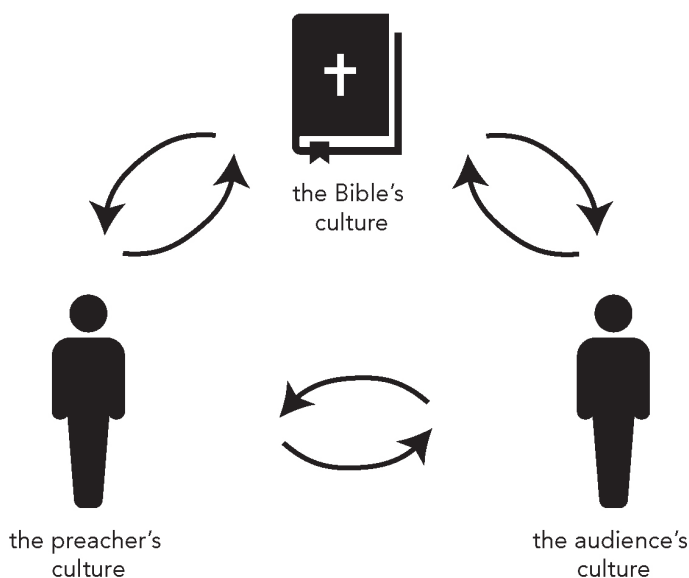
# Resonance, Dissonance, Gospel Fulfillment

Persuasive Sequence	1. Resonance	2. Dissonance	3. Gospel Fulfillment
What we do to the topic	construct	deconstruct	reconstruct
What we do to the audience	resonate with them	dissonate	reconfigure them with the gospel
The audience says	"Yes!"	"Huh?"	"I need Jesus!"
Our method	Speak their worldview back to them.	Demonstrate a deficiency or dissonance in their worldview.	Complete their worldview with Jesus.
The audience feels	affirmed, stable, secure	deconstructed, disequilibrated, destabilized	longing to be fulfilled by Jesus
Metaphor	We show them a cup filled with their worldview.	We empty the cup in front of their eyes.	We fill the cup with the gospel.

## CHAPTER 5

# HOW TO ADDRESS A TOPIC CULTURALLY

Figure 2





## CHAPTER 6

# HOW TO INTERPRET CULTURE

Figure 3

Culture: A Dynamic Relationship between Worldview and Texts

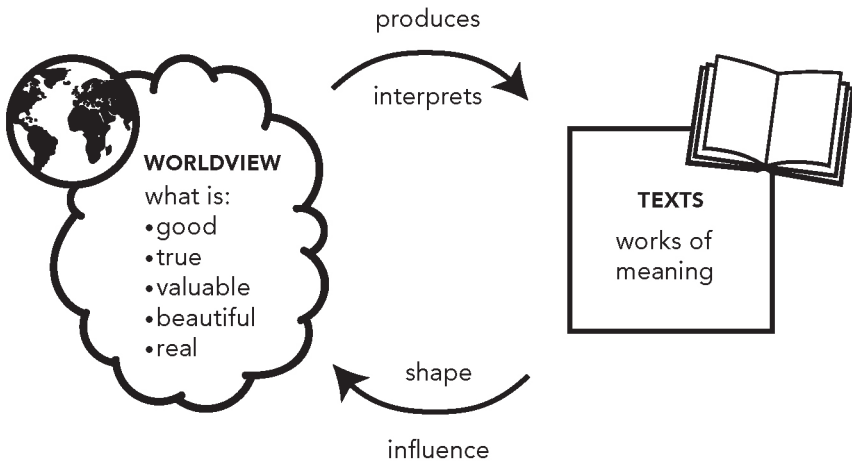
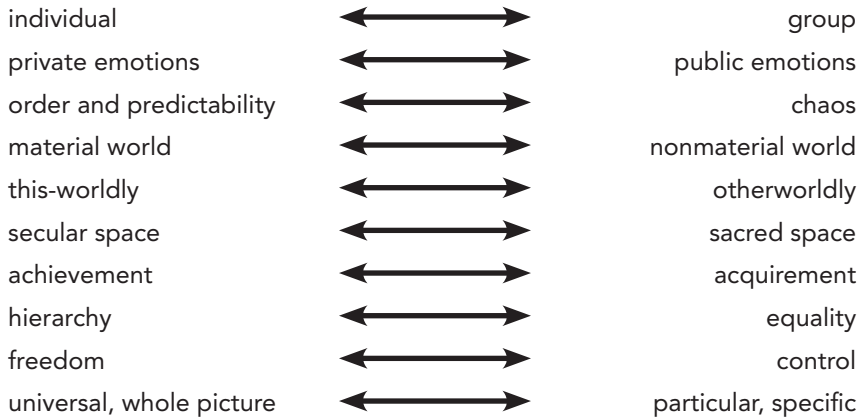
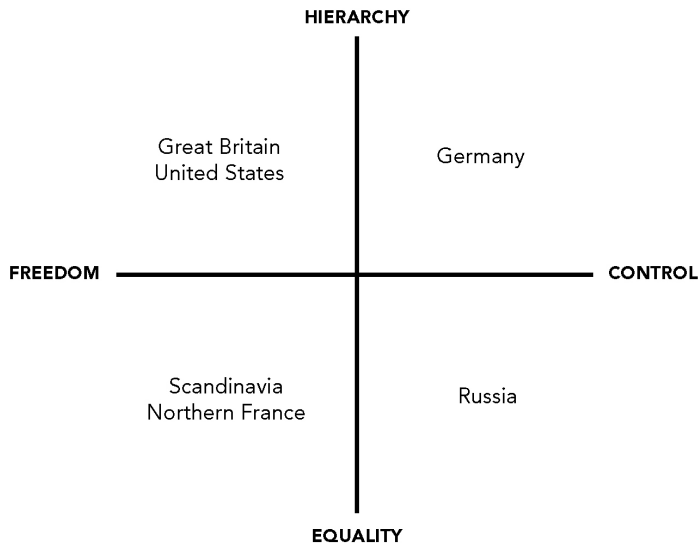


Figure 4



Excerpt from *Transforming Worldviews* by Paul G. Hiebert, copyright © 2008. Used by permission of Baker Academic, a division of Baker Publishing Group.

Figure 5





## CHAPTER 7

# HOW TO ADDRESS A TOPIC PASTORALLY

Figure 6

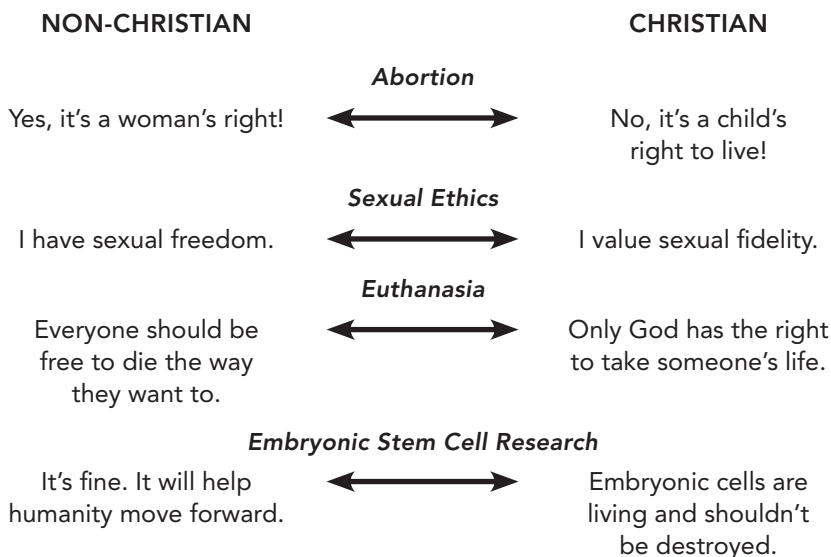


Figure 7



# APPENDIX 1

## Topical Preaching and the COVID-19 Pandemic

### Sample Sermon: Fear and Uncertainty

(Available at <https://youtu.be/iLl4gKBmSQc>.)

### Sample Sermon: What COVID-19 Teaches Us about Christmas

(Available at: <https://youtu.be/GJa1oxJxCiM>.)

### Sample Sermon: Easter 2021 and COVID-19

(Available at: <https://youtu.be/bH7h6oIRoIY>.)

## TAKING IT TO THE NEXT LEVEL: HOW TO USE OBS AND NDI

- “What Would Jesus Say to the Broken?” (recorded):  
<https://youtu.be/isjt1BFICOk>
- “What Would Jesus Say to the Afraid?” (livestreamed):  
<https://youtu.be/e6A0t0stfKM> (starts at 5:08)
- “How Can We Find Joy in a Joyless Year?” (recorded):  
<https://youtu.be/GJa1oxJxCiM>
- “How Easter Can Give You the Reboot You’re Looking For”  
(recorded): <https://youtu.be/bH7h6oIRoIY>

## How to Use OBS

OBS stands for Open Broadcaster Software. It is a free and open-source software for producing video. This is the secret to producing videos in which you get to control the size and shape of your headshot and PowerPoint slides.

### Step 1: Download and Set Up OBS

Download OBS from <https://obsproject.com>.

Go to these YouTube tutorials to set up OBS:

Tech Gumbo

[https://youtu.be/DTk99mHDX\\_I](https://youtu.be/DTk99mHDX_I)

Right TV (parts 1–3)

<https://youtu.be/5pJrHsBLKc8>

<https://youtu.be/vV6I-IU7oz4>

<https://youtu.be/BtzDdZTc0mU>

Awall

<https://youtu.be/hk7W9ECtpZE>

### Step 2: How to Use PowerPoint Slides with OBS

Watch this short clip: <https://youtu.be/C8f0tPdcC8s>.

Now when you present the slideshow, it won't fill up your whole screen. This way you can continue to see and use both OBS and PowerPoint at the same time.

### Step 3: Turn OBS into a Virtual Camera

Watch this clip: <https://youtu.be/bfrknjDzukI>.

### Step 4: See What Others Are Doing

For example, I watched this: Nick Nimmin, <https://youtu.be/j2HzbY8E4yQ>.

This is obviously a bit too much for what we're trying to do. But it showed me relevant possibilities to use for my preaching.

## How to Use NDI

NDI stands for Network Device Interface. It allows me to convert my phone or tablet into a webcam. This is great news because my phone's camera is far superior in resolution and dynamic range to my laptop's webcam.

### Step 1: Download NDI HX to Turn Your Phone into a Webcam

Buy and download NDI HX to turn your phone into a webcam. You can also make an additional purchase and download NDI Capture, which allows you to share the screen of your phone or tablet.

### Step 2: Download NDI Virtual Input onto Your Laptop or Computer

Download (free) and install NDI Virtual Input onto your laptop or computer. Now your laptop/computer will detect your phone's camera (if you run NDI HX) and your phone/tablet's screen (if you run NDI Capture).

### Step 3: Using NDI as a Video Source for OBS

Watch this tutorial: <https://youtu.be/1OyJzQ-sHRs>.

You'll have to install this plug-in to get NDI to talk to OBS:

<https://github.com/Palakis/obs-ndi/releases/tag/4.9.0>

### Step 4: See What Others Are Doing

For example, here's Eddie Woo using the following (I reckon) on [www.youtube.com/watch?v=2CaVZyCkcr4](http://www.youtube.com/watch?v=2CaVZyCkcr4):

1. OBS
2. NDI HX as his webcam (for his face)
3. NDI Capture on his tablet (for the math stuff)

If you watch again my "How Can We Find Joy in a Joyless Year?" (<https://youtu.be/GJa1oxJxCiM>), I'm using:

1. NDI HX on my iPhone (which converts my iPhone into a webcam)
2. My OBS uses the iPhone webcam as its video source
3. And then I recorded the video from OBS

If you watch again my “What Would Jesus Say to the Broken?” (<https://youtu.be/isjt1BFfCOK>), I’m using:

1. NDI HX on my iPhone (to convert it into a webcam)
2. OBS for the split screen of my face and the PowerPoint slides
3. Zoom recording for the wider shots of me only (with no slides)

If you watch again my livestreamed “What Would Jesus Say to the Afraid?” (<https://youtu.be/e6A0t0stfKM?t=307>), I’m using:

1. NDI HX on my iPhone (which converts my iPhone into a webcam)
2. My OBS uses the iPhone webcam as its video source
3. And then I streamed my video from OBS to Zoom (or whatever video conference platform is being used)

Anyway, this is a lot to take in at once. There is a steep learning curve with OBS. But once you’ve mastered it, you’ll never go back to what you were doing before. You will love how you can set up the look and feel of your video to suit you and your presentation style.