



# Emotionally Healthy Relationships Day by Day

A 40-DAY JOURNEY *to* DEEPLY  
CHANGE YOUR RELATIONSHIPS



Peter Scazzero

A PDF COMPANION TO THE AUDIOBOOK

## Appendix A: The Lord's Prayer



Meditate on each phrase.  
Take your time; pause after each line.

*Our  
Father in heaven,  
Hallowed be your name,  
Your kingdom come.  
Your will be done  
On earth as it is in heaven.  
Give us this day our daily bread.  
Forgive us our trespasses  
As we forgive those who trespass against us;  
And lead us not into temptation,  
But deliver us from evil ("the evil one").*

## Appendix B: Breath Prayer



Breath prayer is an ancient Christian practice dating back to at least the early centuries of the church. The famous “Jesus Prayer” is an example of a breath prayer. Developed from the parable of the Pharisee and the Tax Collector in Luke 18:9–14, it is drawn from the tax collector’s desperate plea for mercy: “Lord Jesus Christ, Son of God, have mercy on me, a sinner.” Each phrase of the prayer is prayed under the breath on an inhale or exhale. I have found breath prayer to be an especially helpful practice when I feel distracted as I come to be silent and still before the Lord.

Breath prayer is similar to silent prayer in that it can be done at any time, for we are always breathing! In Scripture, breath is a metaphor for the Spirit of God. It is through breath that God gives life (Genesis 2:7) and it is through breath that Jesus gives the Holy Spirit (John 20:22).

The following are a few guidelines to help you practice breath prayer:

- Sit upright in a silent place. Draw your attention to your breathing.

- Breathe from your diaphragm, allowing your abdomen to rise and fall easily. Don't force your breath or breathe too quickly.
- Whenever your thoughts wander, bring your attention back to your breath. As you inhale, ask God to fill you with the Spirit of life. As you exhale, release anything that is not of him.
- When your time of silence is over, pause to thank God for your time with him.

## Appendix C: Top Ten FAQs about Practicing Silence



### *1. Why is practicing silence so hard?*

Imagine having never exercised your entire life and then trying to sprint a mile. It would be very difficult. However, if you continued to practice, it would get much easier over time. The same is true when it comes to exercising the spiritual muscle that enables you to pay attention to God through silence. It is God who commands us to be still in his presence (Psalm 37:7; 46:10). This means God has also given us the capacity to attend to him in this way. In fact, every human being has a contemplative dimension that actually longs for silence with God. A relationship with God requires that we stop talking all the time so we can develop the capacity to simply enjoy being with him.

### *2. How is spending time in silence different from Eastern meditation, New Age practices, or secular programs on mindfulness?*

We should not be surprised that other religions utilize the practice of silence. Many other faiths also have communal

worship, sacred texts or scriptures, and spiritual disciplines, etc. The significant difference between Christian meditation and other kinds of meditation is that we are not attempting to empty our minds into nothingness or to achieve an altered state of consciousness. Instead, we practice silence to focus our minds on God and to spend time in his presence. This type of prayer is not new or New Age. Its roots extend as far back in Scripture as Moses and Elijah, continue into the New Testament with John the Baptist and Jesus, and have persisted throughout more than two thousand years of Christian history. In silence we are simply being with the God of Abraham, Isaac, and Jacob. Moreover, this kind of prayer is part of our larger prayer life that includes worship, confession, petitions, etc.

### *3. How much time should I spend in silence each day?*

I used to recommend beginning with two minutes a day, but lately I've been recommending that people start with five minutes a day and slowly increase the time until they are spending ten to twenty minutes each day in silence. My practice is to spend twenty minutes in silence as part of my morning Office (time of prayer). For me, early morning—before the activities of the day begin—is best, but that is not possible for everyone. I also integrate briefer times (one to ten minutes) of silence during my midday and evening Offices. A great deal of research over the last fifteen years has confirmed how silence and meditation rewires our brains, helping us become more aware, more empathic, and reducing stress.

#### *4. What can I do when my mind wanders?*

This is the number one challenge for most people. You are not alone! Our minds can wander a hundred times in a five-minute period. Here are the three things I do when my mind wanders. First, before entering silence, I spend time reading Scripture, a devotional passage, or writing in a journal if I have a lot on my mind. This helps to focus and settle my thoughts before I begin my time of silence. Second, when my thoughts wander, I redirect my attention to my breathing, focusing on both inhalation and exhalation as gifts of God. Focusing on the rhythm of breathing in and out is a practice used quite a bit among Orthodox Christians and is commonly talked about in secular settings as a tool for developing “mindfulness.” And finally, I focus on one word, such as Abba or Jesus, to refocus my conscious thoughts on Christ. This helps to keep me anchored in him.

#### *5. What should I do if I don't have a quiet place at home or at work?*

It is possible to experience interior silence even when we are unable to have exterior silence. Believe it or not, I have practiced silence in such noisy places as Times Square, subway trains, city buses, airplanes, stairwells, park benches, highway rest stops, my car, on the beach, and empty church buildings. I know school-teachers who use closets, sanitation workers who use their trucks, and students who use libraries.

## *6. What would help me to grow in this practice?*

I sometimes light a candle as a symbol of Christ's presence with me. I use the timer on my phone each morning, setting it for twenty minutes. At other times of the day, I may set it for three or five minutes depending on my time constraints. Scripture is a core component of my time with God—either before or after my time of silence. Meditating on, memorizing, studying, and reading Scripture have become so much richer for me as I have created ample space to be still. I also have a special chair I use in my office, giving me a sense of sacred space that is set apart.

## *7. Am I doing it wrong if I don't hear God speak when I am silent?*

The goal of spending time in silence is not necessarily to hear from God but to be with God. When I spend time in silence, I am not looking for guidance, though it often comes. However, I do find that God says a lot when I am quiet! Part of maturing in Christ is not judging the quality of our time with him based on how we feel. The goal is to be with Jesus, not to have a “feel-good” experience. And the benefits of spending time in silence go beyond the time itself (for example, greater awareness of God and ourselves throughout the day, feeling more centered and less triggered, having a deeper sense of peacefulness, etc.). Just showing up to consistently be with Jesus in silence is an expression of trust and dependence on him.



***8. What do I do if I don't have enough time and feel rushed?***

I adjust to the time I have allotted. For example, if I have only ten minutes for midday prayer, I structure the limited time I have based on what I need in order to commune with Jesus. This may include more or less silence, reading of Scripture, etc. The goal is not to “get through” a reading or the time set aside for silence. Our aim is to be with Jesus with whatever time we have.

***9. What should I do if I've practiced silence for a while but feel bored and want to quit?***

There is a great deal to learn about the interior movements of your heart and silence with God. Getting started is often the most difficult step, much like starting an exercise routine or any other new habit that requires some planning and effort. However, if you stick with it, chances are you will wonder—as have so many others before you—how you ever lived without it. If you're feeling bored, I encourage you to seek out additional inspiration and resources. You might begin by looking at the Centering Prayer materials of Thomas Keating (available online at [www.contemplativeoutreach.org](http://www.contemplativeoutreach.org)). And I would encourage you to look up the many evangelical authors who are now writing on the integration of silence, stillness, and solitude in the midst of our very active lives.

***10. Why should I practice silence every day? Isn't once or twice a year on retreat enough?***

Retreats are wonderful opportunities for us to “get away” from our routines and a powerful means to progress in our relationship

with Jesus. An important question to ask on every retreat is what adjustments God might have for our lives. For example, How might I need to adjust my rhythms with God? What is his invitation for me in this next season? The fruit of retreats is to be found in our everyday practices.

I believe a daily practice of silence and stillness is needed for all of us. Why? Our goal is to cultivate our personal relationship with him—to be with God—surrendering our will to his will, our presence to his presence, and our actions to his actions each day. For this reason, silence and stillness with God are a foundational practice by which we actually position ourselves for God to do his transformative work in us.

## Appendix D: Compline: Praying Before You Go to Sleep



Compline (pronounced “comp-line” or “comp-lin”), a going-to-sleep prayer of trust, is a wonderful way to end the day with God. For people like you and me who live outside a monastic community, it is the last of four daily Offices typically observed during the following time frames:

**Morning Prayer:** 6:00 a.m. – 9:00 a.m.

**Afternoon Prayer:** 11:00 a.m. – 2:00 p.m.

**Evening Prayer:** 5:00 p.m. – 8:00 p.m.

**Compline:** just before going to sleep

While I occasionally miss one or more of these in a day (especially Evening Prayer), the structure and flexibility of these time frames have transformed my spiritual life since I began observing the Offices in 2003. My Morning Prayer, for example, tends to be much longer than Afternoon or Evening Prayer, but the reminder to pause, even for only a few minutes, helps me remember God as the source, center, and goal of my life.

Compline is observed right before you go to sleep and is





meant to be brief. You may read a portion of a Psalm (such as Psalm 31, 91, 131, or 134), do the Examen (review of the day with God), or pray the Lord's Prayer. I often use this simple prayer from *The Book of Common Prayer*: "May the Lord grant me and those I love a peaceful night and a perfect end." When Geri and I pray this together, we insert the names of each of our daughters, son-in-law, and grandchild after the phrase "those we love."

The particular beauty I appreciate most about Compline is the way it brackets my day with God. I begin with Morning Prayer and end with Compline. When I close my eyes to sleep, I release to God all the unfinished work of the day and trust him with my life. I am reminded of the fragileness of life and my dependence on him. When my eyes close to sleep, I am profoundly aware I may awake to see him face-to-face because he has called me home. Otherwise, I will awake the following morning to serve him for another day on earth.



# CHECKLIST

## EMOTIONALLY HEALTHY SPIRITUALITY COURSE

SESSION #	 EHS BOOK	 DAY-BY-DAY	 WORKBOOK	 DVD (or live)
<b>1.</b> The Problem of Emotionally Unhealthy Spirituality	<input type="checkbox"/> Read Chapter 1	<input type="checkbox"/> Prayerfully read Intro & Week 1	<input type="checkbox"/> Read Intro and fill out Session 1	<input type="checkbox"/> Watch Session 1
<b>2.</b> Know Yourself That You May Know God	<input type="checkbox"/> Read Chapter 2	<input type="checkbox"/> Prayerfully read Week 2	<input type="checkbox"/> Fill out Session 2	<input type="checkbox"/> Watch Session 2
<b>3.</b> Going Back in Order to Go Forward	<input type="checkbox"/> Read Chapter 3	<input type="checkbox"/> Prayerfully read Week 3	<input type="checkbox"/> Fill out Session 3	<input type="checkbox"/> Watch Session 3
<b>4.</b> Journey through the Wall	<input type="checkbox"/> Read Chapter 4	<input type="checkbox"/> Prayerfully read Week 4	<input type="checkbox"/> Fill out Session 4	<input type="checkbox"/> Watch Session 4
<b>5.</b> Enlarge Your Soul through Grief and Loss	<input type="checkbox"/> Read Chapter 5	<input type="checkbox"/> Prayerfully read Week 5	<input type="checkbox"/> Fill out Session 5	<input type="checkbox"/> Watch Session 5
<b>6.</b> Discover the Rhythms of the Daily Office and Sabbath	<input type="checkbox"/> Read Chapter 6	<input type="checkbox"/> Prayerfully read Week 6	<input type="checkbox"/> Fill out Session 6	<input type="checkbox"/> Watch Session 6
<b>7.</b> Grow into an Emotionally Healthy Adult	<input type="checkbox"/> Read Chapter 7	<input type="checkbox"/> Prayerfully read Week 7	<input type="checkbox"/> Fill out Session 7	<input type="checkbox"/> Watch Session 7
<b>8.</b> Go the Next Step to Develop a “Rule of Life”	<input type="checkbox"/> Read Chapter 8	<input type="checkbox"/> Prayerfully read Week 8	<input type="checkbox"/> Fill out Session 8	<input type="checkbox"/> Watch Session 8

Congratulations on completing  
**The Emotionally Healthy (EH)  
 Spirituality Course**, the first half  
 of The EH Discipleship Courses.

Go to [emotionallyhealthy.org](http://emotionallyhealthy.org)  
 to receive your  
**Certificate of Completion.**

